




PRODUCTS RANGES of ATTACHMENTS

SHEAR series

- Round blade allows to reduce the cutting resistance by spreading cutting points
- The life of the abrasion parts are extended by using special steel
- Distortion of body is being prevented by using special PIN
- Motor Rotating type / Free Rotating type
- Specification

Description	Unit	ONE CYLINDER		
		TPMS 1600	TPMS 3000	TPMS 4000
Operating Weight	kg	2000	2450	3400
Overall Length	mm	1995	2174	2760
Opening Width	mm	510	580	710
Middle Cutting Force	ton	195	270	280
Operating Oil pressure	kg/cm ²	300	320	320
Motor Setting Pressure	kg/cm ²	160	160	160
Carrier Weight	ton	18~26	26~32	32~36



Description	Unit	TWO CYLINDER					
		TPMS 1630II	TPMS 3030II	TPMS 1400II	TPMS 1600II	TPMS 3000II	TPMS 4000II
PIN TYPE		ONE POINT			TWO POINT		
Operating Weight	kg	1760	3292	1100	1760	2800	5700
Overall Length	mm	2072	2760	1835	2075	2435	3250
Opening Width	mm	520	600	490	520	600	716
Middle Cutting Force	ton	127	205	88	127	197	631
Operating Oil pressure	kg/cm ²	300	320	280	300	320	280~360
Motor Setting Pressure	kg/cm ²	160	160	160	160	160	160
Carrier Weight	ton	18~26	26~32	13~17	18~26	26~32	45~60






PRODUCTS RANGES of ATTACHMENTS

PULVERIZER series

- Optimized high safety and excellent demolition power
- Excellent operation efficiency by simple and easy Jaw exchange
- Higher capacity comparing with equal grade of machine
- Motor Rotating type / Free Rotating type
- Specification

Description	Unit	ONE CYLINDER			FIXED TYPE			
		TPMP 1400	TPMP 1600	TPMP 3000	TMP 700	TMP 800	TMP 1000	TMP 1200
Operating Weight	kg	1600	2000	2600	1250	1800	2350	3850
Overall Length	mm	2035	2390	2630	1580	1806	1990	2336
Opening Width	mm	800	900	1000	800	980	1100	1300
Middle Cutting Force	ton	75	100	135	70	120	195	270
Operating Oil pressure	kg/cm ²	250	300	320	280	300	320	320
Motor Setting Pressure	kg/cm ²	160	160	160				
Carrier Weight	ton	14~20	18~26	26~32	14~20	18~26	26~32	38~48

Description	Unit	TWO CYLINDER				
		TPMP1630II	TPMP 3030II	TPMP 1400II	TPMP 1600II	TPMP 3000II
PIN TYPE		ONE POINT		TWO POINT		
Operating Weight	kg	1800	2900	1100	1760	2800
Overall Length	mm	2025	2745	1795	2020	2430
Opening Width	mm	900	1000	770	900	1000
Middle Cutting Force	ton	108	175	85	108	175
Operating Oil pressure	kg/cm ²	300	320	280	300	320
Motor Setting Pressure	kg/cm ²	160	160	160	160	160
Carrier Weight	ton	18~26	30~40	13~17	18~26	26~32





PRODUCTS RANGES of ATTACHMENTS

DEMOLITION series

- Applied same technology of shear for higher performance, capacity and technical advantage
- Tooth at front part has been applied for demolition and grabbing function
- Structure has been optimized to suit for high density of steel works in the demolition objects
- Excellent operation efficiency by simple and easy Jaw exchange
- Design has been optimized to suit for transportation and demolition at the front edge of tooth
- Hydraulic Motor Rotating type

Specification

Description	Unit	ONE CYLINDER			
		TPMD 900	TPMD 1400	TPMD 1600	TPMD 3000
Operating Weight	kg	1000	1600	2000	2450
Overall Length	mm	1730	1935	2140	2180
Opening Width	mm	530	610	650	740
Middle Cutting Force	ton	80	140	190	280
Operating Oil pressure	kg/cm ²	230	250	300	320
Motor Setting Pressure	kg/cm ²	150	150	160	160
Carrier Weight	ton	14~20	16~22	18~26	26~32



Description	Unit	TWO CYLINDER			
		TPMD 1630II	TPMD 3030II	TPMD 1600II	TPMD 3000II
PIN TYPE		ONE POINT		TWO POINT	
Operating Weight	kg	1760	2900	1760	2800
Overall Length	mm	1960	2745	1960	2430
Opening Width	mm	900	1000	900	1000
Middle Cutting Force	ton	127	205	130	200
Operating Oil pressure	kg/cm ²	300	320	300	320
Motor Setting Pressure	kg/cm ²	160	160	160	160
Carrier Weight	ton	18~26	30~40	18~26	26~32






PRODUCTS RANGES of ATTACHMENTS

MULTI PROCESSOR

- Multifunctional attachment applying all sort of specialized technologies of Dong Myung TOPA
- For multi-functional operation, various Jaw can be changed on one main body according to nature of work
- Motor Rotating type
- Specification

Description	Unit	ONE CYLINDER					
		TPMS 1630	TPMS 3030	TPMP 1630	TPMP 3030	TPMD 1630	TPMD 3030
JAW TYPE		SHEARING		PULVERIZING		DEMOLISHING	
Operating Weight	kg	2100	2600	2150	2800	2000	2700
Overall Length	mm	2150	2250	2240	2380	2135	2240
Opening Width	mm	520	610	900	1000	650	740
Middle Cutting Force	ton	110	145	100	125	117	165
Operating Oil pressure	kg/cm ²	300	320	300	320	300	320
Motor Setting Pressure	kg/cm ²	160	160	160	160	160	160
Carrier Weight	ton	18~26	26~32	18~26	26~32	18~26	26~32



Exchangeable JAW : Pulverizing

Demolishing

Shearing



PRODUCTS RANGES of ATTACHMENTS

CRUSHER series

- Excellent crushing power
- HARDOX steel used for part of main body and Jaw , so that longer life time applied
- Operating efficiency has been upgraded by simple Jaw change for steel cutter and demolition
- Two pin, Hydraulic Motor Rotating type
- Specification



Description	Unit	TWO CYLINDER		
		TPMC 1600II	TPMC 3000II	TPMC 4000II
Operating Weight	kg	1680	2630	6100
Overall Length	mm	1945	2420	3395
Opening Width	mm	950	1100	1570
Middle Cutting Force	ton	110	175	283
Operating Oil pressure	kg/cm ²	300	320	350
Carrier Weight	ton	18~26	26~32	45~52

COMPACTOR

Description	Unit	CP 10	CP 30	CP 60	CP 80	CP 100
Tramping Power	kgf	1500	2500	6000	9000	11000
Max. Vibration	rpm	2400	2400	2400	2400	2400
Oil Flow Rate	ℓ/min	40	60	120	151	165
Operating Oil pressure	kg/cm ²	80~120	100~130	110~160	130~180	150~210
Operating Weight	kg	168	308	692	986	1171
Tramping Area	mm	558X502	850X460	990X760	1300X850	1484X950
Carrier Weight	ton	1~2	3~7	8~17	18~28	28~35



High effective in hardening of the simple road works

- High quality of pressure motor is applied to all of compactor
- All in one block oil flow control valve
- High effective in hardening at narrow ditch



PRODUCTS RANGES of ATTACHMENTS

STONE GRAPPLE

Rotating stone grapple provides driving comfort with powerful hydraulic pressure, excellent working speed and convenience.

- The safety check valve in cylinder prevents the grabbed material falling down
- Excellent abrasion resistance and high gradient prolong its life
- Carrying rocks and excellent performance in loading
- High durability and hardness with reliable material HARDOX, cost cut and long life with light weight



Description	Unit	XDB 20	XDB 100	XDB 180
Operating Weight	kg	270	1150	1580
Overall Length	mm	854	1356	1410
Overall Width	mm	1051	1880	2113
Max. Opening Width	mm	1033	1848	2075
ARM Width	mm	450	800	1200
Crushing Force	ton	2	5.8	8.6
Operating Oil pressure	kg/cm ²	200	300	300
Oil Flow Rate	ℓ/min	20	40	40
Motor Setting Pressure	kg/cm ²	160	160	160
Carrier Weight	ton	3~5	15~20	25~35

QUICK COUPLER

Description	Unit	TL 30	TL 60	TL 80	TL 100
Length	mm	270	390	460	475
Width	mm	242	352	456	534
Height	mm	186	230	270	300
Operating Weight	kg	55	120	220	410
Oil Flow Rate	ℓ/min	10	10	15	15
Operating Oil pressure	kg/cm ²	40~280	40~280	40~280	40~280
Applicable Length	mm	269~274	385~390	459~464	471~477
Carrier Weight	ton	3~6	7~13	17~22	25~33



- One body 3D structure has been applied for longer life of shank and for protection of structure
- Changeable tooth has been used for excavator bucket to increase supply advantage
- 3-steps safety protection
- Easy and simple mounting system